

ACCENT 120V
5012

WAC
LANDSCAPE LIGHTING

Fixture Type:

Catalog Number:

Project:

Location:



PRODUCT DESCRIPTION

Landscape accent luminaire. Simple to retrofit existing line voltage systems or coordinate well with a new commercial landscape installation.

FEATURES

- Adjustable and lockable beam angle
- Integral dimmer
- IP66 rated, Protected against high-pressure water jets
- Includes a detachable shroud
- Solid diecast brass or corrosion resistant aluminum
- Factory sealed water tight fixtures
- Detachable shroud, 6' lead wire and wire nuts included
- Maintains constant lumen output against voltage drop
- UL 1598 Listed
- Not suitable to use with external dimmers
- Integrated LED

SPECIFICATIONS

- Input:** 110V - 120VAC
- Power:** 3.5W to 14.5W (Use VA value for sizing the transformer and calculate voltage drop.)
- Brightness:** 100 lm to 900 lm
- Beam Angle:** 15° to 60°
- CRI:** 85
- Rated Life:** 45,000 hours

ORDERING NUMBER

		Color Temp		Finish	
5012	Accent 120V	30	3000K	BK	Black on Aluminum
				BZ	Bronze on Aluminum
				BBR	Bronze on Brass

5012-30_____

Example: 5012-30BBR









ACCENT 120V

5012

WAC

LANDSCAPE LIGHTING

Accessories

Power Stake		M6000-STAKE	PVC	Easy wiring accessory designed for 12V & 120V products Eliminates the need for a separate Junction box	
Accent Snoot		5010-SNOOT-BK 5010-SNOOT-BZ 5010-SNOOT-BBR	Black on Aluminum Bronze on Aluminum Bronze on Brass	Shields lamp and reduces glare	
6" Long Shroud		5010-LSHR-BK 5010-LSHR-BZ 5010-LSHR-BBR	Black on Aluminum Bronze on Aluminum Bronze on Brass	Reduce glare. Ideal for downlighting application	
Gutter Mount Bracket		5000-GM-BZ 5000-GM-BK	Stainless Steel	Stainless Steel universal mounting bracket for gutter mounting fixture	
Tree Mount Junction Box		5000-TCP-BZ 5000-TCP-BK	Bronze on Aluminum Black on Aluminum	Bronze on Aluminum box with Stainless steel mounting screws. Two 1/2" NPT threaded holes	
Optics		LENS-20-AMB LENS-20-GRN LENS-20-RED	Amber Green Red	LENS-20-BLU LENS-20-FR LENS-20-SPR	Blue Frosted Spread Enhances saturation of florals and foliage
Extension Rods		5000-X04-BZ 5000-X04-BK 5000-X08-BZ 5000-X08-BK 5000-X12-BZ 5000-X12-BK	4 in 4 in 8 in 8 in 12 in 12 in	5000-X18-BZ 5000-X18-BK 5000-X24-BZ 5000-X24-BK	18 in 18 in 24 in 24 in Extends distance between Accent light and Surface Mount Canopy, Stake, or Tree Mount box
Rod L-Coupler		5000-LCO-BZ	Bronze		

wacighting.com
Phone (800) 526.2588
Fax (800) 526.2585

Headquarters, East Manufacturing Facility
44 Harbor Park Drive
Port Washington, NY 11050

South East Manufacturing Facility
1600 Distribution Ct
Lithia Springs, GA 30122

Central Manufacturing Facility
1700 South J Elmer Freeway, Ste 100
Cedar Hill, TX 75104

West Manufacturing Facility
1750 S Archibald Ave
Ontario, CA 91761